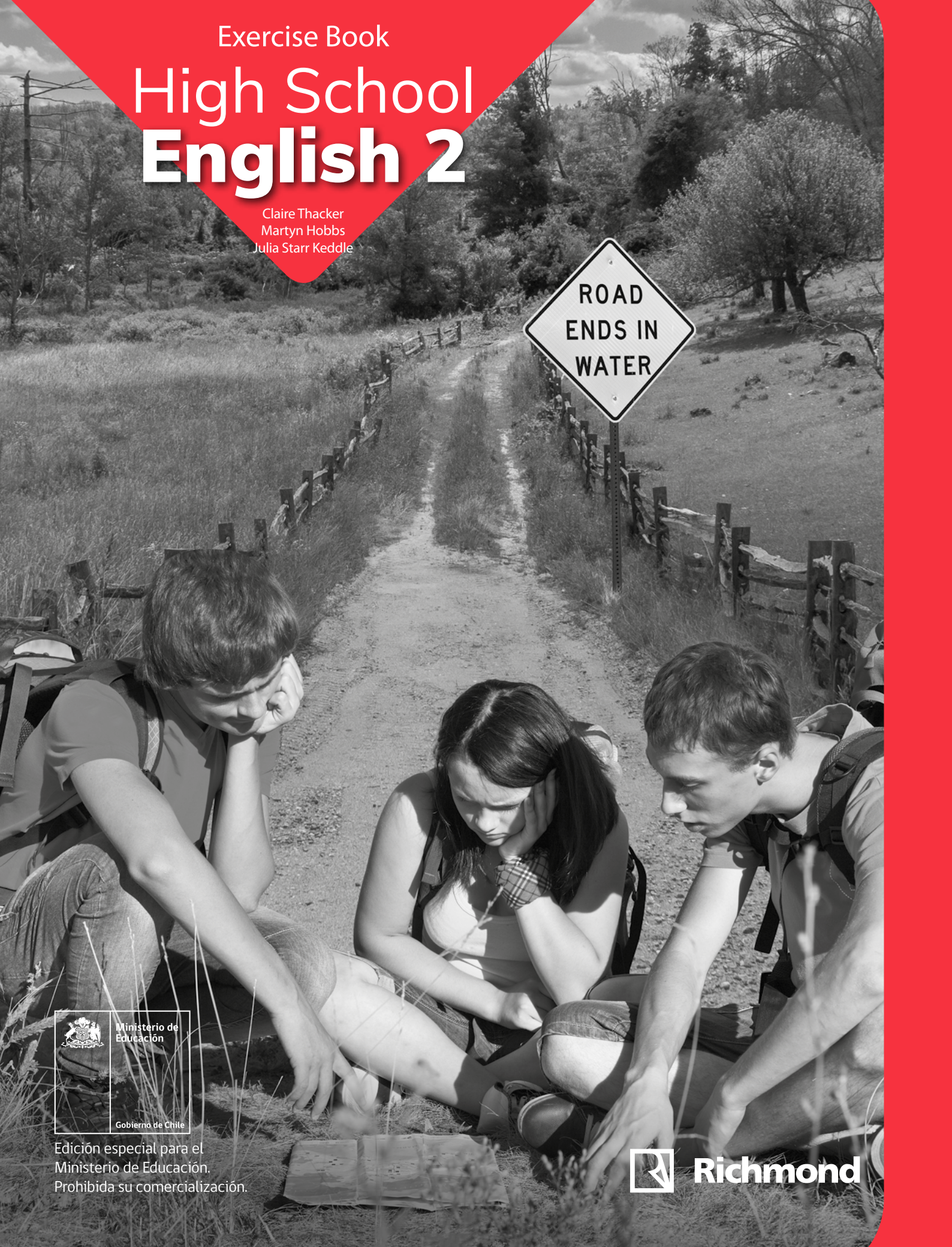


Exercise Book

# High School English 2

Claire Thacker  
Martyn Hobbs  
Julia Starr Keddle



Ministerio de  
Educación

Gobierno de Chile

Edición especial para el  
Ministerio de Educación.  
Prohibida su comercialización.



**Richmond**





# Exercise Book

# High School English

2

**Helen Halliwell**

BSc Hons European Community Studies with French and Spanish (University College, Cardiff)  
RSA Preparatory Certificate TEFL (International House, Hastings)

**Claire Thacker**

BA Hons in Spanish and French (University of Edinburgh)  
TEFL qualification (International House, Madrid)

This book belongs to:

Name: \_\_\_\_\_

Class: \_\_\_\_\_

School: \_\_\_\_\_

**Exercise Book High School English 2** has been adapted from the course *Achievers* by Richmond Publishing Department of Education under the direction of

**RODOLFO HIDALGO CAPRILE**

**Publishing Director:**

Cristian Gúmera Valenzuela

**Editorial Coordinator:**

Marcela Briceño Villalobos

**English Publishing Coordinators:**

Ly-Sen Lam Díaz

Manoli Camacho Ángeles

**Editor:**

Marlayna Danielle Clevenger

**Editorial Assistant:**

Melissa Núñez Carmona

**Proofreading:**

Carlos Guzmán Santander

**Authors:**

Helen Halliwell and Claire Thacker

**Documentation:**

Cristian Bustos Chavarría

**Design:**

M<sup>a</sup> Verónica Roman Soto

**Design and Layout:**

Vanessa Kusjanovic and José Luis Grez

**Original Texts References:** Achievers B1 Workbook.

Author: Helen Halliwell. Printed in Oxford 2015. Achievers B1+ Workbook.

Author: Claire Thacker. Printed in Oxford 2015.

# Exercise Book High School English

2

Quedan rigurosamente prohibidas, sin la autorización escrita de los titulares del "Copyright", bajo las sanciones establecidas en la Ley de Propiedad Intelectual N° 17.336, la reproducción total o parcial de esta obra por cualquier medio o procedimiento, comprendidos la reprografía y el tratamiento informático, y la distribución en ejemplares de ella mediante alquiler o préstamo público.

©2021 por Richmond Publishing, de Santillana del Pacífico S.A. de Ediciones Av. Andrés Bello 2299, Providencia, Santiago (Chile)

Impreso en Chile por Sistemas Gráficos Quilicura ISBN: 978-956-15-3670-8 Inscripción N° 2020-A-10224

Se terminó de imprimir esta 2ª edición de 220.001 ejemplares, en el mes de agosto del año 2021. [www.richmondelt.com](http://www.richmondelt.com)

# Contents

## U1

### Our Home 4

|   |       |
|---|-------|
| <b>Lesson 1</b> My Style .....                            | p. 4  |
| • Reading .....   | p. 4  |
| – Language in Use (Present Perfect) .....                 | p. 5  |
| • Listening .....   | p. 6  |
| – Pronunciation (Initial /d/ sound) .....                 | p. 6  |
| • Speaking .....  | p. 7  |
| • Reading .....   | p. 8  |
| – Language in Use (Present Perfect and Past Simple) ..... | p. 9  |
| • Writing (A Journal Entry) .....                         | p. 10 |

### Lesson 2 Save the Planet .....

|  |       |
|--|-------|
| • Reading .....                                | p. 11 |
| – Language in Use (Describing Quantity) .....  | p. 12 |
| • Listening .....                              | p. 13 |
| – Pronunciation (Initial /t/ sound) .....      | p. 13 |
| • Speaking .....                               | p. 14 |
| • Reading .....                                | p. 15 |
| – Language in Use (Describing Frequency) ..... | p. 16 |
| • Writing (An Article) .....                   | p. 17 |
| • Test Yourself .....                          | p. 18 |
| • Project .....                                | p. 19 |

## U3

### Your Time to Shine 36

|  |       |
|--|-------|
| <b>Lesson 1</b> Let's Celebrate .....      | p. 36 |
| • Reading .....                            | p. 36 |
| – Language in Use (Reported Speech) .....  | p. 37 |
| • Listening .....                          | p. 38 |
| – Pronunciation (Initial /sp/ sound) ..... | p. 38 |
| • Speaking .....                           | p. 39 |
| • Reading .....                            | p. 40 |
| • Writing (An Informal Letter) .....       | p. 42 |

### Lesson 2 Life Changes .....

|  |       |
|--|-------|
| • Reading .....                                | p. 43 |
| – Language in Use (Present Tense Review) ..... | p. 44 |
| • Listening .....                              | p. 45 |
| • Speaking .....                               | p. 46 |
| – Pronunciation (Initial /st/ sound) .....     | p. 46 |
| • Reading .....                                | p. 47 |
| • Writing (A Biography) .....                  | p. 49 |
| • Test Yourself .....                          | p. 50 |
| • Project .....                                | p. 51 |

## U2

### Body, Mind, and Spirit 20

|   |       |
|---|-------|
| <b>Lesson 1</b> Healthy Body, Healthy Mind .....      | p. 20 |
| • Reading .....                                       | p. 20 |
| – Language in Use (Modals: Offers and Requests) ..... | p. 21 |
| • Listening .....                                     | p. 22 |
| • Speaking .....                                      | p. 23 |
| – Pronunciation (Initial /ʒ/) .....                   | p. 23 |
| • Reading .....                                       | p. 24 |
| – Language in Use (Modals: Suggestions) .....         | p. 25 |
| • Writing (A Brochure) .....                          | p. 26 |

### Lesson 2 Moral Dilemmas .....

|  |       |
|--|-------|
| • Reading .....                              | p. 27 |
| – Language in Use (Second Conditional) ..... | p. 28 |
| • Listening .....                            | p. 29 |
| • Speaking .....                             | p. 30 |
| • Reading .....                              | p. 31 |
| • Writing (A Discussion Essay) .....         | p. 33 |
| • Test Yourself .....                        | p. 34 |
| • Project .....                              | p. 35 |

## U4

### A Day in the Life 52

|   |       |
|---|-------|
| <b>Lesson 1</b> In the News .....                         | p. 52 |
| • Reading .....   | p. 52 |
| – Language in Use (Past Simple and Past Continuous) ..... | p. 53 |
| • Listening .....   | p. 54 |
| • Speaking .....  | p. 55 |
| – Pronunciation (Stressed Syllables) .....                | p. 55 |
| • Reading .....   | p. 56 |
| – Language in Use (Past Perfect) .....                    | p. 57 |
| • Writing (A News Piece) .....                            | p. 58 |

### Lesson 2 What Your Future Holds .....

|  |       |
|--|-------|
| • Reading .....                                      | p. 59 |
| – Language in Use (Present Perfect Continuous) ..... | p. 60 |
| • Listening .....                                    | p. 61 |
| • Speaking .....                                     | p. 62 |
| • Reading .....                                      | p. 63 |
| • Writing (A Story) .....                            | p. 65 |
| • Test Yourself .....                                | p. 66 |
| • Project .....                                      | p. 67 |

|                                       |             |
|---------------------------------------|-------------|
| • Mock Tests 1 and 2 .....            | pp. 68 - 71 |
| • Templates Units 1, 2, 3 and 4 ..... | pp. 72 - 75 |

|   |             |
|---|-------------|
| • Grammar Reference Units 1, 2, 3 and 4 ..... | pp. 76 - 79 |
| • Glossary .....                              | p. 80       |

## Reading

- 1 Look at the pictures. Where can these kinds of houses be found?
- 2 Read the text. Guess which of the marked words are the correct ones.

The Beauty  
of Diversity

Nature imposes its conditions on Chile. As a result, Chileans have adapted their houses to tolerate the demands of nature and the variety of climates.

In the north of Chile, many people live in low, one-story homes made of **a. stone** / **wood**, mud, and straw. That is the case in San Pedro de Atacama, a highly touristic area located in the **b. driest** / **largest** desert in the world.



In the centre, we find Valparaíso, **c. which** / **who** was declared a Unesco World Heritage Site, due to the ingenuity of its architectural solutions. Homes in Valparaíso are **d. uncoloured** / **colourful**, made of various materials, and many are decorated with street art. They are located in the **e. flatland** / **hillside**, giving the city its characteristic landscape.

In the south of Chile, on the **f. peninsula** / **island** of Chiloé, peculiar houses are placed on posts buried in the beach. The sturdy **g. wooden** / **cement** poles supporting the traditional stilted houses, or *palafitos*, are built to protect houses from the rising and falling **h. tides** / **rocks**, and they've made the island famous around the world.



Together, these creative designs form the architecture of a country with not only diverse geography and constructions, but diverse people as well. Let's invite the rest of the world to visit and appreciate Chile's **i. cultural** / **natural** contribution.

Adapted from *This is Chile: Architecture*

- 3 Listen and circle the correct answers. Were your guesses from Activity 1 correct?

- 4 Circle the mistakes. Correct them.

**e.g.** Chilean homes represent the monotony of the landscape. the diversity of the landscape.

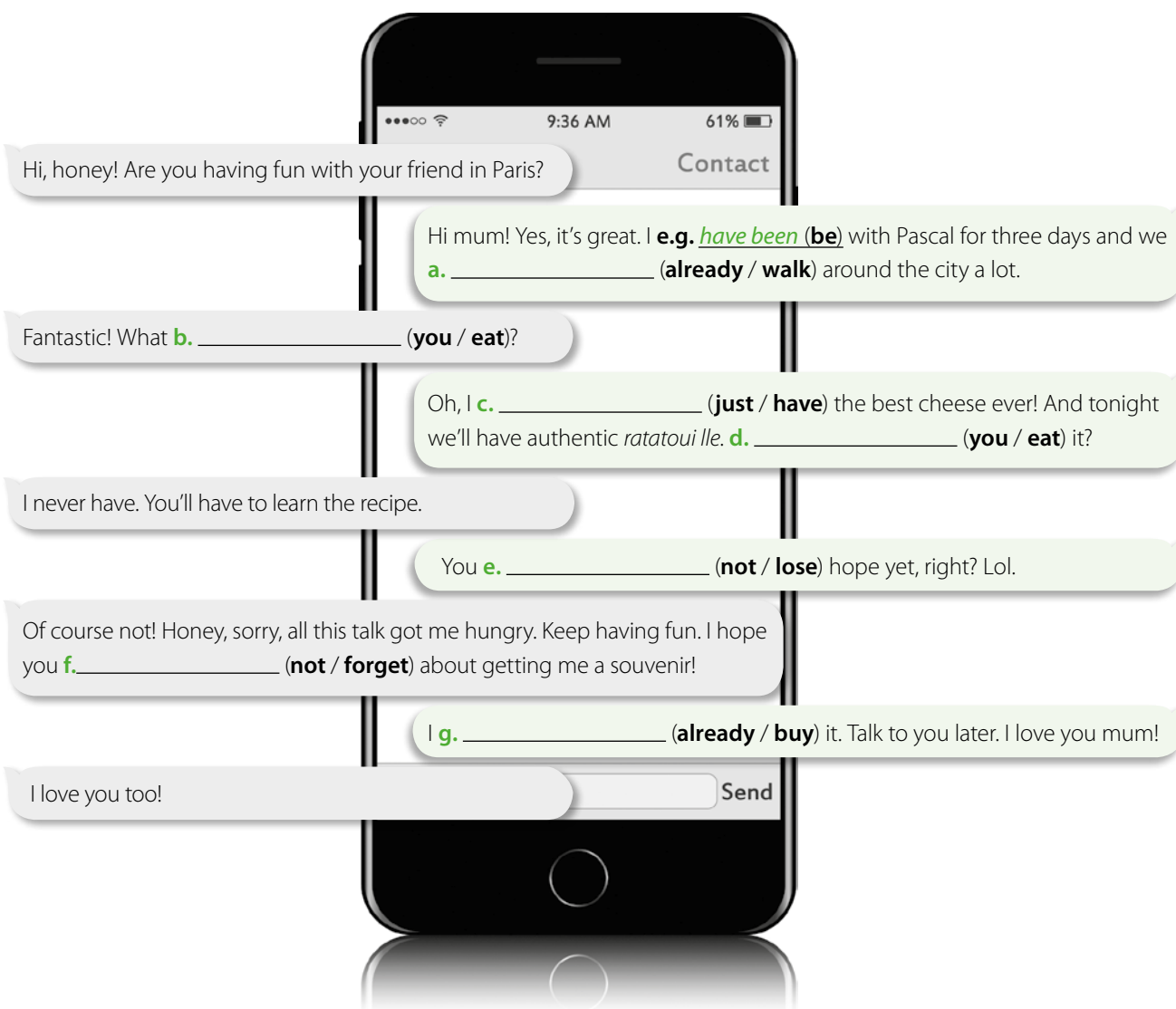
**a.** Chileans don't adapt their homes to the different climates. \_\_\_\_\_

**b.** Homes in Valparaíso are dark and undecorated. \_\_\_\_\_

**c.** *Palafitos* protect houses from the sun and wind. \_\_\_\_\_

Language in Use Present Perfect

1 Read the text. Then, complete with the correct present perfect form of the verbs in brackets.



2 Order these sentences. Add **just**, **yet**, or **already**.

e.g. saving / have / begun / I / to renovate my room

*I have just begun saving to renovate my room.*

a. a new duvet / has / My granny / gotten me

b. chosen / have / the paint colour / I / not

c. has / money for new curtains / given me / My aunt




3 Talk about things you've recently done. Use **just**, **yet**, and **already**.

# Listening

1  Listen and write the names. Then, match them with their favourite places in the house.





2 Out of these four people, who would you like to be friends with? Why?

---



---



---

## Pronunciation Initial /d/ sound

3  Listen and circle the words you hear in the sentences.

e.g. Don't **discuss** / **adjust** your ideas. Be confident!

- a. Denisse doesn't want to **decorate** / **demonstrate** the defects of the room.
- b. **Do you** / **Did you** have fun during dates with Diego?
- c. Darryl Davidson's already written the **description** / **transcription**.
- d. Dad's doctor has dealt with many **durable** / **curable** diseases.

4 Write sentences combining all the words given. Then, read them out loud.

e.g. duvet / dad / decorate My dad has got a new duvet to decorate his room.

a. decoration / different / done

b. discuss / desk / dad

c. did / durable / design

---



---



---



## Expressing Opinions

### Giving positive opinions

*I love/like this one.  
I think it's cute/awesome.  
It's absolutely perfect!*

### Giving negative opinions

*Sorry, I really don't like it.  
I think it's awful/terrible/gross.  
I can't stand... .*

### Identifying things

*Which one?  
The one with ... on it.  
I like those ones.*

## 1 Answer the questions. How do you express yourself...

- to say you like something? \_\_\_\_\_
- to say you think something is awful? \_\_\_\_\_
- to identify which thing you're talking about? \_\_\_\_\_
- to ask which thing someone else is talking about? \_\_\_\_\_

## 2 Complete the dialogue. Then, role-play.

I like that scarf.

The red one with black dogs on it.

Ask for clarification.  
e.g. *Which one?*

Apologise and explain that you dislike it.

Really? Why?


Explain that you think it's ugly.

What about that green spotted one? I love that one.

Say you think it's perfect.

I'm going to buy that one, then.

Awesome!

1  Look at the picture. Do you like collecting anything? If so, what do you collect?

## An International *Pastime*

Wherever the Olympic Games are in the world, you will always find Olympic pin collectors. These people stand outside the different sporting venues with their collection of Olympic pins on display. They are waiting for collectors from around the world to come and swap pins with them.

But what exactly is an Olympic pin? And when did people start collecting them? Let's ask 18-year-old Joao Rivas, who has collected pins since he was 12.



Basically, an Olympic pin is a small badge. There are hundreds of different ones for every Olympics and they represent one aspect of the games, like the official symbol, the mascot, the sponsor, the various sports, or the flags of participating countries.

Swapping Olympic pins isn't a new pastime. People have done it since 1896 when the first modern Olympic Games took place in Athens.

### How did you get into it?

My dad went to the Beijing Games in 2008 and he brought back ten pins as souvenirs. He gave them to me when I turned 12. That was the start of my

collection. I've bought some online since then. I got loads at the Rio de Janeiro Olympics in 2016. It was great having the games in my home town!

### How big is your collection?

Actually, it isn't huge. Some people have thousands of pins, but I've only got 77. The best pin I've got is one from the 2004 Olympics in Athens. An American athlete gave it to me in Rio 2016 in exchange for one of mine. At first, he didn't want to swap his, but eventually he agreed! It's got the American flag on it, a runner, and the words Athens 2004. I like it because I'm into athletics. I've done it since I was seven.

*Editorial Creation*

2 Read the text. Are these sentences True (T) or False (F)? Correct the false ones.

e.g. Collectors buy pins from each other at the Olympic Games.


F

Collectors swap pins with each other at the Olympic Games.

a. People first swapped pins in Athens in 2004.

b. There are more than 100 pins in Joao's collection.

c. He likes his favourite pin because of the sport it shows.

3  Discuss. Which do you think is more valuable: collecting things or having experiences? Why?

Language in Use Present Perfect and Past Simple

- 1 Read the text. Then, complete the blanks with the correct form of the verbs in brackets. Use the present perfect or past simple.

My cousin Andrea e.g. *has been* (be) at the Escuela de Bellas Artes for six months now and she loves it. It's an art college in Viña del Mar. It was

a. \_\_\_\_\_ (establish) in 1935. Many Chilean painters and sculptors b. \_\_\_\_\_ (study) there before they were famous.

Andrea c. \_\_\_\_\_ (finish) school 18 months ago and then

d. \_\_\_\_\_ (go) backpacking around the country for ten months. She says it's the most exciting thing she e. \_\_\_\_\_ (ever / do)!



Andrea's taste in clothes f. \_\_\_\_\_ (change) since she went to Viña. For example, in the past, she g. \_\_\_\_\_ (love) shopping in big department stores, but now she hasn't been into one for months. Instead, she goes to Viña's street markets. Her favourite is the El Belloto fair near Villa Alemana. She also h. \_\_\_\_\_ (buy) all her fruits and vegetables at the markets for the past four months.

Editorial Creation

- 2 Write questions about the text using the given words. Use the present perfect or past simple. Then, write the correct answers.

e.g. how long / Andrea / live / in Viña del Mar?

*How long has Andrea lived in Viña del Mar?*

*Andrea has lived in Viña del Mar for six months.*

a. when / Andrea / finish / school?

---



---

b. what / she / do / after that?

---



---

c. Andrea's taste / ever / has / in / clothes / changed?

---



---

- 3 Write two sentences about exciting things you've done.

e.g. *The most exciting thing I've ever done was go to a concert of my favourite band, The Smiths.*

---



---