

Brendan Dunne
Robin Newton

Activity Book

English

6th
Grade

English

is

a global

language!

Let's
talk now!



Ministerio de
Educación

Gobierno de Chile



Richmond

Edición especial para el Ministerio de Educación. Prohibida su comercialización.

Activity Book

English



Brendan Dunne

B. Mus. University of Wales;
PGCE, Roehampton Institute;
M.A. in Teaching English to Young Learners, University of York

Robin Newton

B. Sc. in Social Policy, University of Bristol;
PGCE, Roehampton Institute;
M.A. in Teaching English to Young Learners, University of York

This Activity Book belongs to:

Name: _____

Grade: _____

School: _____

Activity Book English 6th Grade has been adapted from the course *Go!* by Richmond Publishing Department of Education under the direction of **RODOLFO HIDALGO CAPRILE**

Editorial team:

Deputy Director: Cristian Gúmera Valenzuela

Editorial Coordinator: Marcela Briceño Villalobos

English Publishing Coordinators:

Ly-Sen Lam Díaz

Manoli Camacho Ángeles

Editor: Javiera Sepúlveda Salas

Editorial Assistant: Daniela Rojas González

Proofreading: Victoria Jackson-Kirkpatrick

Authors: Brendan Dunne

B. Mus. University of Wales; PGCE,
Roehampton Institute; M.A. in Teaching
English to Young Learners,
University of York

Robin Newton

B. Sc. in Social Policy, University of Bristol;
PGCE, Roehampton Institute;
M.A. in Teaching English to Young Learners,
University of York

Original Texts References:

*Go 1. Authors: Brendan Dunne,
Robin Newton. Printed in Spain 2018;*

*Go 2. Authors: Brendan Dunne,
Robin Newton. Printed in Spain 2018;*

*Go 3. Authors: Brendan Dunne,
Robin Newton. Printed in Spain 2018;*

*Go 4. Authors: Brendan Dunne,
Robin Newton. Printed in Spain 2018;*

*Go 5. Authors: Brendan Dunne,
Robin Newton. Printed in Spain 2018;*

*Go 6. Authors: Brendan Dunne,
Robin Newton. Printed in Spain 2018.*

Documentation: Cristian Bustos Chavarría

Head of Design Department: M^a Verónica Román Soto

Design and Layout: Andrea Iturra Tapia

Artwork: Antonio Ahumada Mora

Quedan rigurosamente prohibidas, sin la autorización escrita de los titulares del *Copyright* y bajo las sanciones establecidas en la Ley de Propiedad Intelectual N.º 17336, la reproducción total o parcial de esta obra por cualquier medio o procedimiento, comprendidos la reprografía y el tratamiento informático; y la distribución en ejemplares de ella mediante alquiler o préstamo público.

©2021 por Richmond Publishing, de Santillana del Pacífico S. A. de Ediciones. Av. Andrés Bello 2299, Providencia, Santiago (Chile). Impreso en Chile por Sistemas Gráficos Quilicura S.A. ISBN: 978-956-15-3672-2. Inscripción N° 2020-A-9838.

Se terminó de imprimir esta 2ª edición de 40.001 ejemplares, en el mes de agosto del año 2021. www.richmondelt.com

Contents

Welcome! 4

Unit

1

Food and Health

..... 6

Lesson 1:

Tasty Food 6

Lesson 2:

Move Your Body 12

Project Review 18

Go Again! 19

Unit

3

Wild World

..... 34

Lesson 1:

Amazing Animals 34

Lesson 2:

Outdoor Fun! 40

Project Review 46

Go Again! 47

Unit

2

Around Town

..... 20

Lesson 1:

Getting to Places 20

Lesson 2:

Working Day
and Night 26

Project Review 32

Go Again! 33

Unit

4

Travelling Adventures

..... 48

Lesson 1:

Getting on Board 48

Lesson 2:

On a Trip! 54

Project Review 60

Go Again! 61

Verbs 62

Cut-outs 66

Welcome!

Student's Book pages 6-7 

1 Complete the conversation. Then, role-play. 

C-H-A-R-L-E-S. And yours?

Mrs. Bennington.

Hello! I'm Charles.
What's your name?

I'm eleven, and you?

I'm twelve.
Who is our teacher this year?

L-A-U-R-A. How old are you?

Great news!

My name's Laura.
How do you spell your name?

Example

a Hello! I'm Charles.
What's your name?

b

c

d

e

f

g

h








2 In pairs, role-play the dialogue with your information. 

Example


Hello! I'm Nicolás.
What's your name?

3 Look at the school's timetable. Then, answer the questions.

Monday	Tuesday	Wednesday	Thursday	Friday
				

- What have you got on Monday? _____ and _____.
- What have you got on Tuesday? _____ and _____.
- What have you got on Wednesday? _____ and _____.
- Have you got Maths on Thursday? _____.
- Have you got PE on Friday? _____.

4 Look, read, and match the names to the right picture.




autumn

spring

summer

winter

5 Write about your classmate. 


Example

Diego is eleven years old.
 He lives with his mum.
 He is an only child.
 His favourite subject is English.
 He likes Music and PE too.
 He can play the piano.

Lesson 1 Tasty Food

Student's Book page 12 

1 Look at these pictures and classify them in the diagram.



The diagram consists of six overlapping circles arranged in a circular pattern, each representing a different flavor. The flavors are: sweet (top), sour (left), salty (bottom-left), spicy (bottom), bitter (bottom-right), and savoury (right). Each circle is surrounded by images of various food items that are classified by their flavor.

- sweet**: bananas, apple cider vinegar, chocolate biscuit
- sour**: olives, grapefruit
- salty**: empanada
- spicy**: ginger, hot sauce
- bitter**: coffee
- savoury**: cheese sandwich, rocket, salted peanuts

2 Read and discuss. 

- Which flavours do you like? Why?
- Which other food can you describe as sweet, salty, savoury, sour or spicy?
- What other words can you use to describe food?

3 Put the words in the correct order. Then, check ✓ True or False.


water 😊 juice 😞 strawberries 😊 potato salad 😞

Example


- | | True | False |
|---|--------------------------|-------------------------------------|
| <p>a. like / potato salad / to eat / I</p> <p style="text-align: center;">I like to eat potato salad.</p> | <input type="checkbox"/> | <input checked="" type="checkbox"/> |
| <p>b. don't like / I / juice / to drink</p> | <input type="checkbox"/> | <input type="checkbox"/> |
| <p>c. strawberries / like / I / to eat</p> | <input type="checkbox"/> | <input type="checkbox"/> |
| <p>d. to drink / I / water / don't like</p> | <input type="checkbox"/> | <input type="checkbox"/> |

4 Read and compare. Then, complete the diagram.

Hi, I'm Elisa. I love eating healthy food. I prefer savoury food to sweet food, but I really like fruit. My favourite dish is Shepherd's pie. It's delicious! I don't like salty food and I hate pizza. I really like trying new food.



Hi, I'm Marcos. I love to eat healthy. I prefer sweet food to savoury food. Fruit is my favourite snack. I love corn pie too. I don't like food that is too salty, except for pizza because I can put pineapple on top of it. I love to experiment with different flavours.



Editorial Creation.



5 Identify the **ch** words. Then, complete and write the correct letter in the boxes.

a



b



c



chee__

d



e



f



chick__

cherri__

chi__

chilli__

chocola__

g



h



i



6 Listen and complete.  8

Chin and Chad like crazy food.


I don't like it. It's not good.

Ch_____ and ch_____ are horrible together.

Ch_____ and ch_____ are not better.

Ch_____ which are salty with ch_____ which is sweet?











Oh, no, thank you. Can I have a spinach sandwich, please?


7 Discuss with your classmates. 

a. Why do you think Chin and Chad like crazy food combinations? Do you like crazy food combinations too?

b. Do you think the **ch** sound is difficult to pronounce or repeat? Why? Is it similar to the **ch** sound in Spanish?

8 Put the letters in order and match. Then, check ✓ the food from the story.

ctroas _____	sgaphttei _____	saewdee <u>seaweed</u>	_____	_____
				
				
cholecoat _____	sishu _____	chsee _____	cauflilower _____	patoto _____

9 Read the story again and answer these questions. 

a. Can you think of a different title for this story? Which one?

b. What have you learned from this story?

What Do You Think?

* I give this story  stars.

* My favourite character is _____, because _____.

* It is/isn't helpful to look at the pictures before I read, because _____
