

Material de Trabajo

CAPÍTULO 3: Vocal u + Repaso a, e, i, o

Libro A Alfadeca



Páginas 17, 19

Temporada 1





Dibuja el unicornio

	
---	---

Capítulo 3



Alfadeca TV








Copia la vocal u

Handwriting practice lines for the cursive letter 'u'. Each row consists of four horizontal lines (top blue, middle green, bottom green, bottom brown). The first line of each row shows a red cursive 'u' with a small arrow indicating the starting point and direction of the stroke. The second line shows a red dot indicating the starting point. The remaining lines are blank for practice.

- Row 1: One cursive 'u' with stroke direction arrow, followed by a red dot, and three more red dots.
- Row 2: One cursive 'u' with stroke direction arrow, followed by a red dot, and three more red dots.
- Row 3: One cursive 'u' with stroke direction arrow, followed by a red dot, and three more red dots.
- Row 4: One cursive 'u' with stroke direction arrow, followed by a red dot, and three more red dots.



Escribe la vocal que corresponda

				
	<i>e</i>			



Conecta las imágenes que comienzan con *u*

u

